


CM8

Cavity Drain Mesh Membrane

The Wykamol range of cavity drain membranes are high quality, structural waterproofing materials, with a choice of stud height for different drainage capacities and applications.



CM8 Cavity Drain Mesh Membrane is a 8 mm studded membrane incorporating a tough HDPE mesh lathing welded to the front face, allowing the direct application of various plaster finishes, adhesive 'dabs' and plasterboards and delivering a grade 3 environment to BS8102:2009 and NHBC Chapter 5.4.

ADVANTAGES

- High performance bonded mesh Part of a type C cavity drain membrane system in line with BS8102:2009
- Waterproof, salt inhibiting, root and contaminate resistant. creates a dry, habitable living space in areas previously suffering from damp/wet conditions.
- Easily cut down using a sharp blade.
- Easy to fold around windows and doors.
- Quick to install - minimal preparation needed to wall surfaces.
- No drying out process - redecoration can occur immediately.
- Little or no damage to the existing structure.
- Can take a direct plaster or dot and dab

TYPICAL USES

Above and below ground level, Waterproofing applications, Damp-proofing applications
This product can take a direct render or dot and dab application.

TECHNICAL DATASHEET

SUBSTRATE PREPARATION

1. Unsound plaster, render or screed should be removed and surfaces made level. This should be achieved using Wykamol's Universal Mortar, or a 3:1 sand:cement mix incorporating Renderproof Waterproofing Additive. Leave all new works to dry thoroughly before CM8 Mesh membranes are fixed.
2. In case of walls suffering from mould or masonry fungi, prior to fixing the membrane, remove surface contamination by brushing, then apply Microtech Biocide in line with the relevant Technical Data Sheet
3. If dry rot (*Serpula Lacrymans*) is present in the walls, this will require detailed assessment before proceeding. Please contact the Wykamol Technical Department for further advice.
4. Above ground level it is recommended, that where possible, all sources of moisture are alleviated at the source using a DPC such as Ultracure, before applying CM8 Mesh Membrane. This reduces potential damage to masonry and timber etc.

APPLICATION

With studs facing the wall, fixing is carried out using Wykamol CM Plaster Plugs.

1. Drill a hole through the centre of the stud. Take care when drilling holes to avoid excessive masonry dust from falling behind the cavity drain membrane.
2. Place the chosen plug (with seal for all underground waterproofing applications) into the hole and drive the fixing home with a rubber mallet or club hammer.
3. We would suggest that spacing between plug fixings should be no greater than 250-300 mm, to ensure a tight fix to the wall. However, this may vary depending on chosen finishes, dimensions of plasterboards and their exact application.

Above Ground: CM8 Mesh Membrane should finish at solid floor and ceiling junctions.

CONDITIONS & LIMITATIONS

Flat soffits below ground should never be lined with Wykamol CM8 Mesh Membrane as it requires a minimum slope of 10%.

Take care when running CM8 Mesh Membrane around internal & external corners to ensure the sheet is fixed tight to the angle, ensuring well defined edges for subsequent plastering works.

FINISHING

PLASTER FINISH: Wykamol CM8 Mesh Membrane can be finished in accordance with standard plastering techniques (BS 5492:1990) using proprietary lightweight plaster, such as No More Damp Renovation Plaster.

Coat 1 should be applied to fill the studs and cover the mesh. This is scratch finished and then allowed to set before applying a second coat, to a final overall thickness of 15 mm.

Please make reference to our Wykamol Plaster Specification which can be downloaded from our website.

DRY LINING: Use a conventional bonding plaster in dabs, to a minimum thickness of 8 mm and covering at least 50% of the membrane surface area. After the plastered, dry-lined or rendered surface has dried, the surface can be painted or wallpapered using the traditional methods and materials without delay.

Alternatively, a conventional 65 mm of sand and cement screed can be laid. Normal decorating materials can be used as soon as the floor, screed or plaster finishes are dry.

While applying, ensure atmospheric moisture levels are below 70% RH.

Impermeable floor finishes should not be laid until screed moisture content is below 75% RH.

AFTERCARE

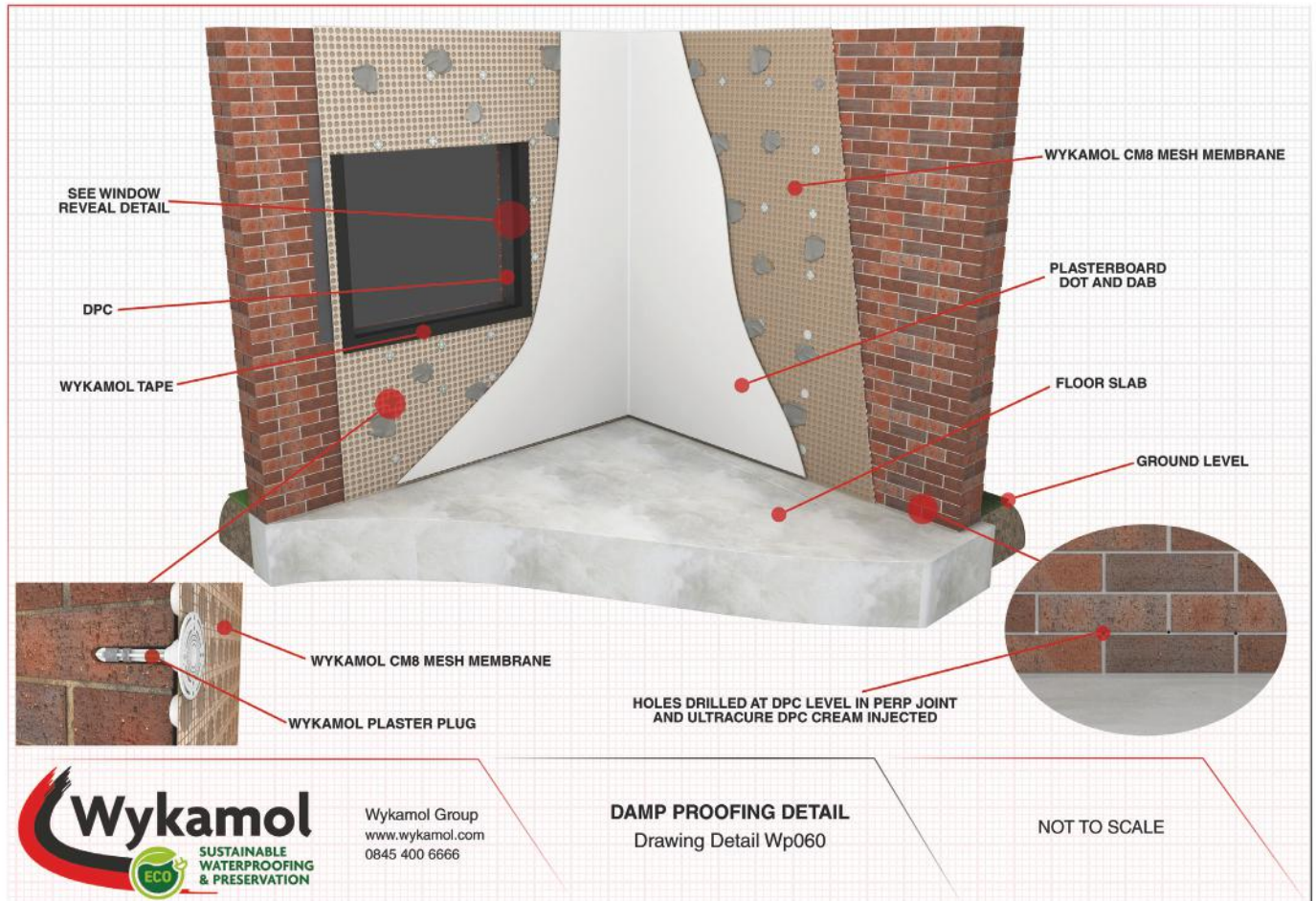
Wykamol CM8 Mesh membranes provide a dry, warm and habitable living space in basements and other areas suffering from chronically damp conditions. However, it is equally important that areas which lack natural ventilation are provided with adequate means of condensation control, especially in wet areas such as kitchens, bathrooms etc.

This is best achieved through the provision of an effective mechanical ventilation system. Please consult the Wykamol Technical Department for further advice.

PACK SIZE AND COVERAGE

Product Code	Pack Size	Coverage
CM8MESH2X10	2 m x 10 m	20 m ²
CM8MESH2X20	2 m x 20 m	40 m ²

CM8 CAVITY DRAIN MESH MEMBRANE



Technical Data	Result	Test Standards
Material	HDPE	N/A
Unit Weight	0.505 Kg/m ²	N/A
Sheet Thickness	0.6 mm	EN 149-2
Stud Height	7mm	N/A
Colour	Clear	N/A
Water tightness 60 kPa; 24h	Pass	EN 1928
Working Temperature	-50°C to +80°C	N/A
Softening Temperature	126°C	N/A
Tensile Strength MD	416 N	BS 12311-2
Tensile Strength CD	488 N	BS 12311-2
Resistance to Static Loading	>20 Kg	BS 12730
Compressive Strength	180 kN BS	EN ISO 25619-2
Reaction to Fire	Class F	BS EN 13501-1
Type of Application	Type V	N/A
Life Expectancy	Lifetime of Structure	

STORAGE & SHELF LIFE

Store in an upright position, under cover and away from high temperatures and open flames. Shelf life is the lifetime of the structure, when stored and installed in line with the datasheet recommendations.

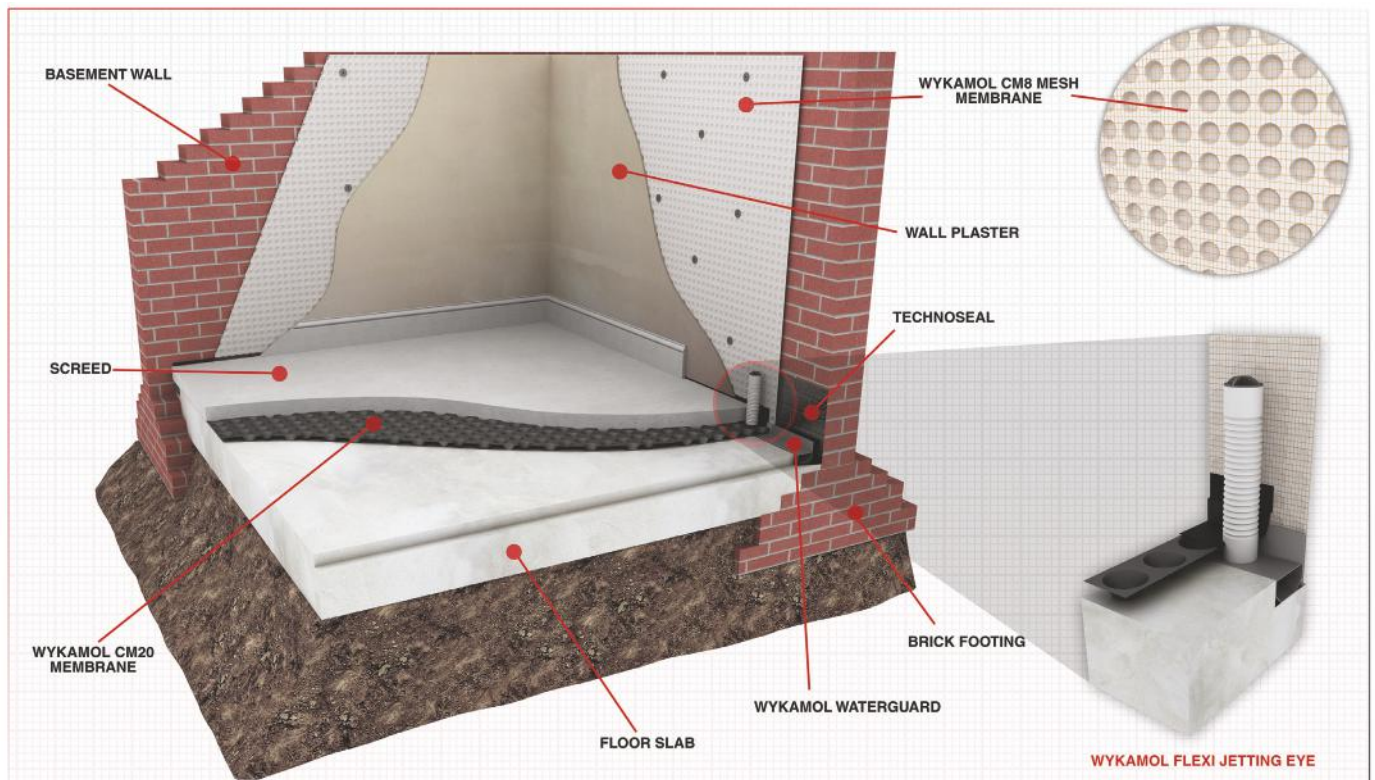
HEALTH AND SAFETY

No specific hazards are likely to arise while using any Wykamol Waterproofing Membranes or ancillaries; neither are classified as hazardous in respect to CHIP II Regulations 1999.

However, general precaution should be exercised in the use of drills etc. taking particular note of the special risks associated with working in confined spaces (basements) with restricted access/egress.

The Wykamol Group always advise the use of appropriate PPE, including gloves, hard hat, goggles, high visibility jackets and steel toe cap boots.

For further information and advice, please contact the Wykamol Technical Department and consult the Safety Data Sheet, which is available upon request.



Unit 3, Boran Court, Network 65 Business Park, Hapton,
Burnley, Lancashire BB11 5TH

t: +44 (0)1282 473 100 e: info@wykamol.com

www.wykamol.com



The information in this technical datasheet is given in good faith and was correct at the time of publication, but does not purport to be all inclusive. We reserve the right to update this information at any time without prior notice. All data is obtained through extensive testing in stringent laboratory conditions, however as we have no control over site conditions or work executed we accept no liability for incidental and/or consequential property damage arising out of the use of this product. The Wykamol Group's standard terms and conditions of sale apply.